




Super Minds 6 (I2)

Workbook Answer Key



- 1** **WB p22** Find eight more transport gadgets. Draw lines to the correct pictures. There is one extra picture.

Key: 1 floating skateboard (spare picture), 2 parachute (row 4), 3 inline skates (row 1), 5 surfboard (row 6), 6 monorail (row 3), 7 microlight (column 12), 8 unicycle (row 9), 9 hang-glider (column 3), 10 cable car (row 11)

- 2** **WB p22** Complete the chart with words from Activity 1.

Key: for one person in the air: parachute, jet pack, hang-glider; for one person on the ground or water: inline skates, surfboard, unicycle; for more than one person: monorail, microlight, cable car

- 3** **WB p22** Complete the sentences with words from the box.

Key: 2 parachute, 3 monorail, 4 cable car, 5 surfboard, 6 Wind turbines (and) solar panels

- 1** **WB p23** Put the words in the correct order

Key: 1 You don't need to drive a car to get about round here. 2 You don't need to catch a bus to get about round here.

- 2** **WB p23** Complete the sentences with *need to* or *don't need to*.

Key: 2 don't need to, 3 don't need to, 4 need to, 5 don't need to, 6 need to, 7 need to, 8 need to

3 WB p23 Look at the advert.
What do you need to bring?

Key: For the cave trip, you need to bring a helmet, a torch, gloves and (a) rope.

4 WB p23 Write a sentence for each picture.

Key: 2 You don't need to collect firewood. I'll do it for you. 3 You don't need to make a fire. I'll do it for you. 4 You don't need to cook a meal. I'll do it for you.

1 WB p24 Complete the dialogue with words from the box.

Key: 2 present, 3 Really, 4 Cool, 5 need, 6 don't, 7 silly, 8 to

3 WB p24 Complete the sentences with words from the box.

Key: 2 emission, 3 television, 4 instructions, 5 revision, 6 invitation, 7 explosion, 8 pollution

1 WB p25 Read and match.

Key: 2 There won't be any trees left after the workers go. 3 I won't let that happen. I have got a plan. 4 They'll have to run away as quickly as they can.

2

WB p25

Make sentences about what *will* or *won't* happen in the future.


Key: 2 There won't be any cars with drivers. 3 Most cities will have monorails. 4 There won't be any car accidents. 5 People will eat pills in fast-food restaurants. 6 People will have more time to play.

3

WB p25

What will the world be like in 2050? Look at the pictures and write sentences.

Key (possible answers): 2 There won't be cities under the sea. 3 Children will ride to school by floating skateboard. 4 Students won't be taught by robots. 5 Children will have jet packs to play basketball. 6 Cars will have solar panels.

1  **WB p26** Remember the story. Put the sentences in order.



Key: 7, 6, 2, 3, 8, (1,) 4, 5

2  **WB p26** Complete the chart.


Key: 3 Phoebe and Alex, 4 they flew to the mountain, 5 Phoebe, 6 worried, 7 Patrick, 8 he had no control over his jet pack

3 **WB p26** Complete the jet pack instructions with the correct colours from the story.


Key: 2 orange, 3 green, 4 blue, 5 yellow/blue, 6 blue/yellow

4   **WB p27** What message can we learn from the story in the Student's Book? Underline the best value statement.

Key: b


5  **WB p27** Look at the photos. Complete the sentences.

Key: 2 She needs to listen carefully to the teacher to do her homework. 3 He needs to listen carefully to the instructor before he uses the parachute. 4 They need to listen carefully to the lifeguard before they go surfing.

- 1**  **009** **WB p28** Listen to five short conversations. Tick ☒ the right answer. There is one example.

For script see TB p121.

Key: 2 b, 3 a, 4 c, 5 b

- 1**  **WB p29** Read the sentences. Complete the information on the leaflet.

Key: (1) 20, (2) 17, (3) 5, (4) 11, (5) 15, (6) 13, (7) 5, (8) 9, (9) 12, (10) 11

- 2** **WB p29** Read and complete with a word from the box. There are four extra words.

Key: 2 jet, 3 minutes, 4 carried, 5 journey, 6 earlier

- 1** **WB p30** Look and write.


Key: b biofuel, c solar-powered plane, d battery, e solar panels







- 2** **WB p30** Match the definitions with the words from Activity 1.

Key: 2 b, 3 c, 4 e, 5 a

3 **WB p30** Read and write *true* or *false*.

Key: 2 false, 3 true, 4 true, 5 true

4  **WB p31** Read about two more types of renewable energy. Match the advantages and disadvantages (1–6) to each one.

Key: Energy from the Earth:  2,  4,  6; Energy from water:  3,  5,  1

5  **Project** **WB p31** Look, read and complete the information.

Key: 2 wheels, 3 bike, 4 wind turbine, 5 wind

1 **WB p32** Correct the sentences by writing the missing words from the box in the right place.

Key: 2 You need to take a passport to travel to another country. 3 Don't worry, the exam won't be difficult. 4 Everyone will use solar panels for energy one day. 5 You don't need to say sorry. It wasn't your fault. 6 I want a new computer. I need to talk to Dad.

2 WB p32 Join the parts to make words and use them to complete the sentences.

Key: 2 turbines, 3 monorail, 4 parachute, 5 battery, 6 inline

1 WB p34 Complete the words and match them with the pictures.

Key: 2 tomb e, 3 chariot b, 4 pharaoh a, 5 hieroglyphics d, 6 pyramid g, 7 mummy f, 8 Sphinx c, 9 slaves h

2 WB p34 Find four words in Activity 1 to match the definitions.

Key: 2 tomb, 3 mummy, 4 hieroglyphics

3 WB p34 Complete the dialogue with the words from the box.

Key: 2 Sphinx, 3 chariot, 4 pharaoh, 5 king, 6 slaves, 7 blocks, 8 rock, 9 step

1 WB p35 Read and complete.

Key: 2 weren't built, 3 was put in, 4 was built

- 2** **WB p35** Complete the dialogue with the **past passive** of the verbs in brackets.

Key: 2 were put, 3 were pulled, 4 were made, 5 was built, 6 were moved, 7 were lifted, 8 were filled

- 3** **WB p35** Why wasn't Mum happy when she arrived home? Look at the photos and write sentences with the **past passive** of the verbs from the box.

Key: 2 The floor wasn't swept.
3 The dishes weren't washed.
4 The bedroom wasn't tidied.

- 1**   **010** **WB p36** Remember the song. Put the sentences in order.

Key: 10, 5, 4, (1), 9, 2, 6, 3, 7, 8

- 4** **WB p36** Change the verbs in the box to the **past simple**. Say them and write them in the correct sound column.

Key: /t/: finished, stopped, missed, liked, fixed; /d/: agreed, tried, followed, enjoyed, prepared; /ɪd/: needed, shouted, landed, decided, visited

- 1** **WB p37** Read and complete.

Key: 2 few, 3 little, 4 lot

2 **WB p37** Complete the sentences and match them with the pictures.

Key: 2 b a little, 3 d a few, 4 a a lot of / lots of, 5 c a lot of / lots of

3 **WB p37** Look at the pictures and write sentences.

Key: 2 There are a few frogs in the pool. 3 There is a little water in the vase. 4 There is a lot of / lots of water in the vase.

1 **WB p38** Remember the story. What does Phoebe think about these things?


Key (possible answers): 1 She hates scorpions. 2 She's scared of the mummy. 3 She thinks the tomb is beautiful.

2 **WB p38** Read and complete the summary. Copy the missing letters into the spaces below the picture to find out the name of the pharaoh.

Key: 2 u, 3 t, 4 a, 5 n, 6 k, 7 h, 8 a, 9 m, 10 u, 11 n Tutankhamun

- 3** **WB p38** Write *t* (true), *pt* (probably true) or *f* (false).

Key: 2 *pt* (He picks one up), 3 *t*, 4 *f*, 5 *pt* (It only says she hears something and points – they could all see it together), 6 *f*

- 4**  **WB p39** This sign in hieroglyphs tells the children how to escape from the tomb. What do you think it says?

Key: c This way

- 5** **WB p39** Look at the photos. Complete the holiday advert with the correct form of the words for four of the photos.


Key: 2 chariots, 3 Sphinx, 4 tombs

- 1** **WB p40** Read the article about Tutankhamun. Choose the best word (A, B or C) for each space. There is one example.


Key: 2 B, 3 C, 4 A, 5 B, 6 A, 7 C, 8 C

- 2**  **WB p40** Read and circle the correct words.

Key: 2 communicate, 3 thumb, 4 helps people

1  **013** **WB p41** Listen to the story from the Student's Book again and complete the sentences.

Key: 2 jealous, 3 dance, 4 gold/golden, 5 party, 6 bird, 7 throne, 8 Queen

2  **WB p41** Think about the story and complete the chart. You can use the words more than once.


Key: 3 the old man, 4 Rhodopis, 5 one of the girls, 6 Rhodopis, 7 Rhodopis, 8 the birds and the hippo, 9 Rhodopis, 10 the hippo, 11 Rhodopis, 12 the bird (Horus), 13 the Pharaoh, 14 the Pharaoh, everyone at the party / the captain, 15 the Pharaoh, 16 Rhodopis

3  **WB p41** Read and answer the questions.

Key: Cinderella

1 **WB p42** Look and write.


Key: 2 bright colours, 3 pale colours, 4 papyrus, 5 sculpture

2   **WB p42** What can you remember about Ancient Egyptian art? Read and write *Artists, Pharaohs or Sculptures*.

Key: 2 Pharaohs, 3 Artists, 4 Artists, 5 Pharaohs, 6 Artists

3 **WB p42** Read and complete the sentences.


Key: 2 crowns, 3 Papyrus, 4 colours, 5 expensive, 6 pale

4  **WB p43** What do you think the pictures tell us about life in Ancient Egypt? Look and tick ☒.

Key: There were doctors in ancient Egypt, Important people wore white clothes, People made and ate bread

5 **WB p43** Read and check. Were your ideas in Activity 4 right? Match the pictures.

Key: c, d, b, a

6  **Project** **WB p43** Look, think and write. What do the colours of the crowns mean?

Key: 3 clean, 4 angry, strong, 5 happy, strong

1 **WB p44** Make three sentences with the phrases in the diamond. Use three different phrases in each sentence.

Key (possible answers): We were chased by a dog. There was a little snow on the mountains. There were lots of people at the party.

2

WB p44

Find the words and use them to complete the sentences.

Key: 2 Pharaohs, 3 ceramic, 4 slave, 5 chariots, 6 Papyrus





THANK

YOU